



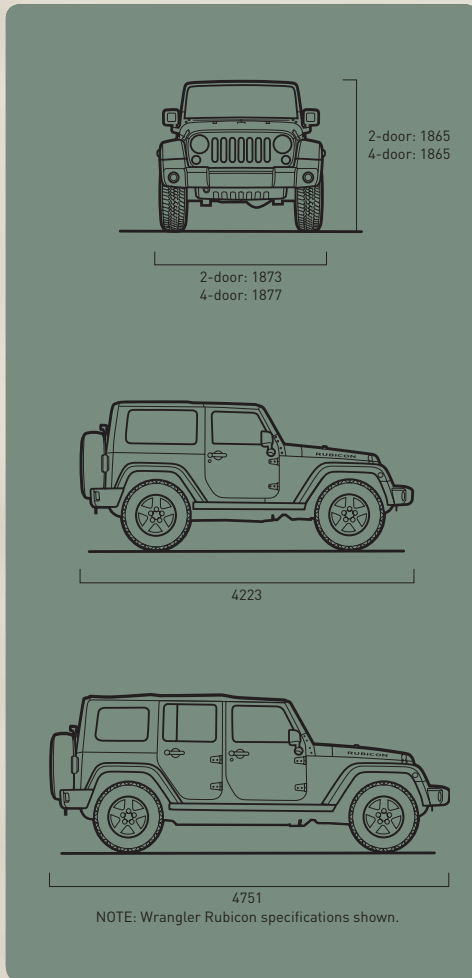
Jeep®

JEEP. WRANGLER | SPECIFICATIONS





THE ALL NEW KING OF THE HILL



THE QUINTESSENTIAL WRANGLER – Over 65 years of testing in all corners of the world have culminated in the ultimate “go-anywhere, do-anything” freedom machine.



The best just got better. Consider the all new 2.8L Gen III Common-Rail Diesel Direct Injection (CRD) engine: the culmination of Jeep® engineers’ quest to produce the quintessential Wrangler. New piezoelectric injectors improve injection precision and control resulting in more complete combustion, lower emissions and greater overall performance. The Variable Geometry Turbocharger with max boost pressure (approximately 1.2 bar) is now electrically actuated with feedback control and uses a sophisticated Bosch EDC 16 Controller Area Network (CAN)-based controller. Multi-pilot injection with improved control further refines the combustion process, reducing the clatter

noise often produced by diesel engines at idle and off idle. The underpinnings are equally impressive. Rubicon features Tru-Lok® locking front and rear differentials with electric solenoids mounted in the axles to help keep them safe from damage on the trail (without worrying about pressurised lines). The axle shafts have been strengthened to appropriately handle the higher torques. To increase structural stiffness and effectively double the sealing capability, the Command-Trac and Rock-Trac transfer cases now use 18 bolts (vs previous nine). A legend has been born.

**POWERTRAIN**

Engine	3.8L OHV V6/2.8L DOHC I-4 CRD
Displacement (cu cm)	3778/2777
Power (SAE net @ rpm)	146 kW @ 5000/130 kW @ 3800
Torque (SAE net @ rpm)	315 Nm @ 4000/410 @ 2000-2600 ⁽¹⁾
Fuel System	Sequential multiport, electronic fuel injection/Direct injection, Common-Rail 1600 bar
Valve System	OHV, 12 valves, roller camshaft followers, hydraulic lifters/DOHC, belt drive, 16-valve
Construction	Cast-iron block, aluminium alloy heads
Electronic Throttle Control	Std.
Exhaust System	Long-life, stainless steel
Transmission	
	6-speed manual with overdrive, synchronised in all forward gears and reverse, multirail shift system with top-mounted shift lever Std. — All models
	4-speed automatic with overdrive (includes off-road skid plate), electronic governor, electronically controlled converter clutch Opt. — 3.8L V6
	5-speed automatic with overdrive, electronic governor, electronically controlled converter clutch Opt. — 2.8L I-4

ELECTRICAL SYSTEM

Alternator	160A (petrol) 180A (diesel)
Battery	600 CCA, maintenance-free / 825 CLA
Fan	On-demand, 2-speed electric with thermally activated circuit breaker

FOUR-WHEEL-DRIVE SYSTEM (transfer case)

Command-Trac® NV241 GII (includes off-road skid plate), part-time, 2-speed, with shift-on-the-fly, 2.72:1 low-gear ratio	Std. — Sport
Rock-Trac® NV241 OR (includes off-road skid plate), part-time, 2-speed, with shift-on-the-fly, 4.0:1 low-gear ratio	Std. — Rubicon

RATIOS

	6-Speed Manual	4-Speed Auto	5-Speed Auto
1st			
1st	4.46	2.84	3.0
2nd	2.61	1.57	1.67
2nd (alt)	-	-	1.50
3rd	1.72	1.0	1.0
4th	1.25	0.69	0.75
5th	1.0	-	0.67
6th	0.84	-	-
Reverse	4.56	2.21	3.0
Front drive	3.44	2.83	2.15
Axle (petrol/diesel)	2.21/4.10	4.10/-	-/4.10
Transfer case - low range (Sport/Rubicon)	3.73/4.10	3.73/4.10	3.73/-

CAPACITIES/WEIGHTS/TOWING⁽²⁾ (kg unless otherwise specified)

Mid-Mounted Fuel Tank (includes off-road skid plate) (litre)		
2-door/4-door (3.8L V6)		70.4
2-door/4-door (2.8L I-4)		66.6/78.5
Vehicle Weights	Kerb Weight	Maximum Payload
2-door (3.8L V6 petrol engine)	1730-1690	445-285
2-door (2.8L I-4 diesel engine)	1805-1975	696-526
4-door (3.8L V6 petrol engine)	1875-2050	575-400
4-door (2.8L I-4 diesel engine)	1955-2105	550-400
Towing Capacity (when properly equipped)	Gross Trailer Weight	Tongue Load
2-door	1600	160
4-door	2300	170

RAMP TRAVEL INDEX (RTI) (20-degree ramp)

Rubicon (sway bar connected/disconnected)	638/822
Rubicon Unlimited (active sway bar connected/disconnected)	484/644

CARGO VOLUME cubic meters⁽³⁾

	2 Door	4 Door
Behind Rear Seat	490	1310
Rear Seats Fold & Tumbled	1600	2320
Rear Seat Removed	1730	-

BODY/SUSPENSION/CHASSIS

Body Design	Boxed steel frame with crushable, hydroformed front rail tips	Std.
Suspension	Live solid axles, 5-link front/rear, coil springs, leading arms, track/stabiliser bars, and front steering damper	Std.
Shock Absorbers	(gas-charged), High-pressure monotube with Low-Speed Tunable valve technology	Std.
Steering Type	Power, recirculating ball with damper	
Overall Ratio	2-door/4-door	16.7:1/14.7:1
Turning Diameter (kerb-to-kerb, with 245/75R16 Tyres) (m), 2-door/4-door		10.36/12.25
Steering Turns (lock-to-lock), 2-door/4-door		3.5/3.1

BRAKE SYSTEM

4-Wheel Disc	Hydraulic, power-assisted, 302 mm vented front/316 mm solid rear	Std.
Electronic Stability Program	Four-wheel antilock, with on- and off-road calibrations, four-channel, active wheel-speed, vehicle-speed, steering- wheel-angle, yaw-rate, and lateral-acceleration sensors, vehicle stability management with three-stage activation switch, all-speed traction control, Brake Assist, Electronic Roll Mitigation and Electronic Brake Distribution	Std.
Parking Brake Type		Drum-in-hat, off-road rated







INTERIOR DIMENSIONS (mm unless otherwise specified)

Seating Capacity	2-door front/2-door rear	2/2
	4-door front/4-door rear	2/3
Head Room with hardtop	front	1048
	rear 2-door/4-door	1025/1025
Leg Room	front	1040
	rear, 2-door/4-door	905/945
Shoulder Room	front	1417
	rear 2-door/4-door	1566/1443
Hip Room	front	1413
	rear, 2-door/4-door	1136/1440
Front Seat Travel		239
Front-Seat Volume Index (L)		1546
Rear-Seat Volume Index (L), 2-door/4-door		1367/1398
Cargo Liftover Height	2-door/4-door	722/873

EXTERIOR DIMENSIONS (mm)

Wheelbase	2-door/4-door	2424/2947
Track	front/rear	1572/1572
Overhang	front/rear	804/995
Ground Clearance (245/75R16 Tyres) front axle to ground/rear axle to ground		
	[2 door]	243/238
	[4 door]	243/236
Approach/Breakover/Departure Angle (245/75R16 Tyres)[degree]		
	[2 door]	36.4°/23.1°/29.8°
	[4 door]	36.5°/19.0°/29.8°

⁽¹⁾ With manual transmission; 400 Nm with automatic transmission.⁽²⁾ RESTRICTION: Trailer frontal area limitation of 2.32 m². This chart is meant to serve as a quick and easy reference guide on how to properly equip your Jeep Wrangler and Jeep Wrangler Unlimited for towing. For specific details, discuss your plans with your Jeep dealer, who will help you select the right equipment to meet your specifications.⁽³⁾ Hard-top.



NOTE: Due to occasional printing irregularities, the colours shown may vary slightly from actual hues.



Everest/Wallace II Cloth, Two-Tone seat shown in Medium Slate Grey, also available in Medium Khaki
| Standard on Wrangler Sport and Wrangler Unlimited Sport



Canyons/Racine Cloth with YES Essentials® Seat Fabric, Two-Tone seat shown in Medium Khaki, also available in Medium Slate Grey
| Standard on Wrangler Rubicon and Wrangler Unlimited Rubicon



16-Inch Black and Silver Aluminium



17-Inch Hulk



18-Inch Chrome Cast-Aluminium

Premium Wheels from Genuine Jeep Accessories



Soft Top – Standard on Wrangler is a sailcloth soft top in Black | Utilises a special three-ply material that is quiet, watertight and easy to fold and tuck away. Standard on Wrangler Unlimited and available on Wrangler is the exclusive Sunrider® soft top.¹⁾

¹⁾Late availability on Wrangler 2-door.



Removable Half-Framed Doors²⁾ – Available | Half-framed doors feature manual locks with a detachable plastic side curtain that can be fully removed from door or unzipped.

²⁾Late availability on Wrangler Unlimited 4-door.



Freedom Top™ Hardtop – Available on Wrangler and Wrangler Unlimited (not shown) in Black | The strong and secure hardtop offers solid protection from the elements and helps quiet your ride. Enjoy the best of both hardtop and soft top worlds when you choose the Dual Top option.



Removable Full-Framed Doors – Standard | Full-framed doors feature power windows and door locks. Map pockets with open slots for washout capability.



16-inch Tech Spoke Cast-Aluminium painted Sparkle Silver
| Standard on Wrangler Sport and Wrangler Unlimited Sport



17-inch Moab Cast-Aluminium with machined face
| Standard on Wrangler Rubicon and Wrangler Unlimited Rubicon



	2-DR		4-DR	
	SPORT	RUBICON	UNLIMITED SPORT	UNLIMITED RUBICON
Air Bags⁽¹⁾ — Advanced multistage driver and front-passenger	•	•	•	•
— Supplemental side front-seat-mounted	0	0	0	0
Air Conditioning⁽²⁾ — Manual temperature controls	•	•	•	•
Axle Ratio — 3.21:1	•	•	•	•
— 4.10:1 (included with CRD/manual transmission or automatic transmission)	P	•	P	•
Axles Front — Next Generation Dana 44 heavy-duty solid	•	•	•	•
— Next Generation Dana 30 solid	•	•	•	•
Rear — Next Generation Dana 44 heavy-duty solid (included with manual transmission)	P	•	•	•
— Next Generation Dana 35 solid (included with automatic transmission)	P	•	•	•
Brakes — 4-wheel disc antilock with on-/off-road calibration	•	•	•	•
Console — Floor with front and rear cup holders, locking storage bin and armrest (included with automatic transmission)	•	•	•	•
Differentials — Tru-Lok [®] front and rear, remote locking	•	•	•	•
— Brake Lock, front and rear, off-road/on-road	•	•	•	•
Doors — Removable half-framed doors ⁽³⁾ with soft top-style zip-out windows (not available with hardtop or Dual-Top)	0	0	0	0
— Removable full-framed doors with light-tinted roll-up windows (included with hardtop or dual top)	•	•	•	•
Electronic Stability Program (ESP)⁽⁴⁾ — Includes Brake Assist, all-speed traction control, Electronic Roll Mitigation and on-/off-road brake lock differentials	•	•	•	•
Fender Flares — Black, moulded-in-colour	•	•	•	•
Fog Lamps — 2 halogen, located in front bumper	•	•	•	•
Four-Wheel-Drive System — Command-Trac [®] NV241 GII manual, part-time transfer case	•	•	•	•
— Rock-Trac [®] NV241 OR manual, part-time transfer case	•	•	•	•
Gauges — Compass, temperature and mini-trip display (includes average fuel economy, distance to empty or elapsed time)	•	•	•	•
Power Convenience Group — Power locks, power windows with front one-touch down operation and remote keyless entry system (requires full-framed doors)	•	•	•	•
Powertrain — 3.8L V6 engine with 6-speed manual transmission	•	•	•	•
— 3.8L V6 engine with 4-speed automatic transmission	0	0	0	0
— 2.8L I-4 CRD engine with 6-speed manual transmission	•	•	•	•
— 2.8L I-4 CRD engine with 5-speed automatic transmission	0	0	0	0
Radio — AM/FM stereo with CD player and auxiliary jack	•	•	•	•
— AM/FM stereo with 6-disc CD/DVD changer and auxiliary jack (included with Renegade pack)	P	0	P	0
— Multimedia Infotainment System ⁽⁵⁾ with AM/FM stereo, CD/DVD, 20GB Hard-Disc Drive (HDD) GPS Navigation, auxiliary jack, USB port, 16.5-cm touch TFT screen with 65,000 colours (DVD viewing in Park), dual FM tuner, Gracenote [®] digital music jukebox and media storage	0	0	0	0
Rock Rails — Protective, black, painted steel, heavy-duty	•	•	•	•
Seating, Fabric — Cloth	•	•	•	•
— YES Essentials [®] Seat Fabric	•	•	•	•

	2-DR		4-DR	
	SPORT	RUBICON	UNLIMITED SPORT	UNLIMITED RUBICON
Seats Front — 4-way manual height adjuster; driver's	•	•	•	•
— Easy-access tip-and-slide; passenger	•	•	•	•
Rear — Fold and Tumble seatback	•	•	•	•
— Split-folding 60/40	•	•	•	•
Sentry Key[®] — Antitheft engine immobiliser	•	•	•	•
Side Steps — 2-piece, tubular (included with Renegade pack)	P	•	P	•
Skid Plates — Protective; fuel tank (2.5-mm), transfer case (3.5-mm), 4-speed automatic transmission (if equipped) (4-mm)	•	•	•	•
Sound System — 6 speakers	•	•	•	•
— 7 ∞Infinity [®] speakers including subwoofer and 368-watt high-power amplifier (included with Renegade pack)	P	•	P	•
Steering Wheel — Leather-wrapped with cruise control	•	•	•	•
Sway Bar Disconnect⁽⁶⁾ — Electronically-controlled, disconnecting front sway bar (requires Tru-Lok rear differential)	•	•	•	•
Tyres — 245/75R16 Bridgestone Dueler H/T840, on-road/off-road	•	•	•	•
— 255/75R17 Goodyear Wrangler Silent Armor, outline white letter (OWL), on-road/off-road	•	•	•	•
Tops — Soft top; easy-folding; 3-ply Sailcloth	•	•	•	•
— Sunrider [®] Soft Top ⁽⁷⁾ with sunroof feature; 3-ply Sailcloth	•	•	•	•
— Dual-Top Group with Freedom Top hardtop and Sunrider Soft Top in same colour with full-frame doors and deep-tinted glass	0	0	0	0

	2-DR		4-DR	
	SPORT	RUBICON	UNLIMITED SPORT	UNLIMITED RUBICON
Renegade Pack including 7 Infinity speakers incl subwoofer and 368 watt amp; AM/FM stereo with 6 disc CD/DVD changer and auxiliary jack; Dual Top Group (hard top and soft top); tubular side steps	0	•	0	•

• = Included. P = Available within package noted. 0 = Optional.

⁽¹⁾Always use seat belts. Children 12 and under should always be in a backseat correctly using an infant or child restraint system, or with the seat belt positioned correctly for the child's age and size.

⁽²⁾There are special cooling requirements for non factory-installed air conditioning. Failure to follow these requirements may invalidate warranty. ⁽³⁾Late availability on Wrangler Unlimited.

⁽⁴⁾No system, no matter how sophisticated, can repeal the laws of physics or overcome careless driving actions. Performance is limited by available traction, which snow, ice and other conditions can affect. When the ESP warning lamp in the speedometer flashes, the driver needs to use less throttle and adapt speed and driving behavior to prevailing road conditions. Always drive carefully, consistent with conditions. Always wear your seat belt.

⁽⁵⁾Late availability. ⁽⁶⁾Late availability on Wrangler Sport. ⁽⁷⁾Late availability on Wrangler 2-door.

GENUINE JEEP® ACCESSORIES

- 1. REQ — AM/FM Stereo with integrated 6-Disc CD/MP3 Player**
 - 2. REP — AM/FM Stereo with CD/MP3 Player and Navigation Radio** (late availability)
 - 3. Grab Handle and Clothes Hook.** Hang on or hang it up. Either way, your passengers have a ready hand-hold as well as a hook for transporting clothes on a hanger that will fit either side.
 - 4. Sun Bonnet.** Constructed of durable soft-top material, our popular Sun Bonnet is compatible with both soft- and hard-top vehicles. It features an excellent seal to the windshield header. Available in black.
 - 5. Combination Kit.** Includes rear-seat-area Tonneau Cover with snapless attachment system; Windscreen (including rear window); and durable, soft top-material Sun Bonnet. Available in black and for two door model only.
 - 6. Satin Black Tubular Side Steps.** Get a step up in style while getting in and out of your Wrangler with ease. Extra-wide stepping surfaces also help prevent slipping. Also available in Chrome.
- Moulded Splash Guards.** Help protect the body of your vehicle from damage caused by gravel, salt and road debris. Guards match the black finish of the wheel flare and feature the Jeep logo.





COMPASS

PATRIOT

CHEROKEE

GRAND CHEROKEE

COMMANDER

WRANGLER

WRANGLER UNLIMITED

All product illustrations and specifications are based upon current information at the time of publication approval. Although descriptions are believed correct, accuracy cannot be guaranteed. DaimlerChrysler Corporation reserves the right to make changes from time to time, without notice or obligation, in prices, specifications, colours, materials and to change or discontinue models. See your dealer for details. Jeep, Wrangler, Rubicon, Command-Trac, Rock-Trac, Tru-Lok, Sentry Key and the Jeep grille are registered trademarks and Freedom Top is trademark of DaimlerChrysler Corporation. Sunrider is a registered trademark of Bestop, Inc. Gracenote is a registered trademark of Gracenote, Inc. ∞Infinity is a registered trademark of Harman International Industries, Inc. YES Essentials is a registered trademark of Milliken & Company.

Jeep[®]